

GOVERNMENT DEGREE COLLEGE, RAVULAPALEM

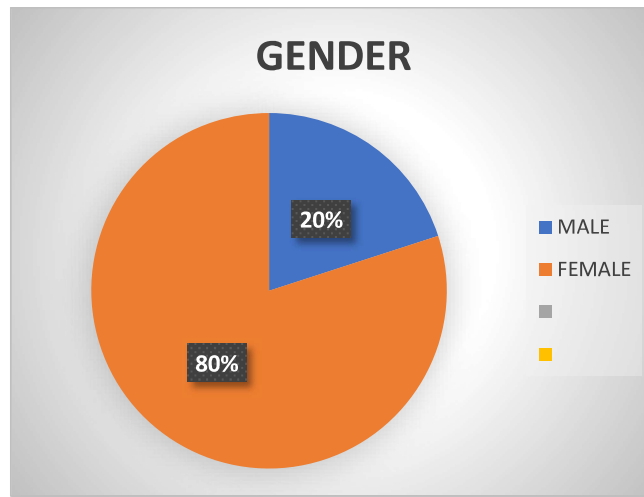
STUDENT PROFILE ANALYSIS

ACADEMIC YEAR 2021-22

I B.SC(BZC)

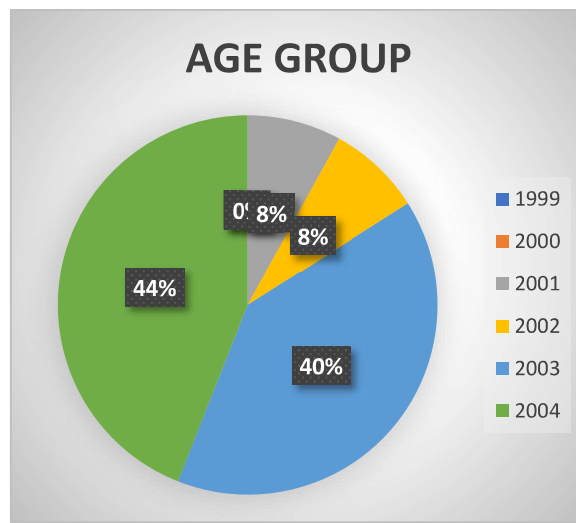
GENDER

Male	Female
5	20



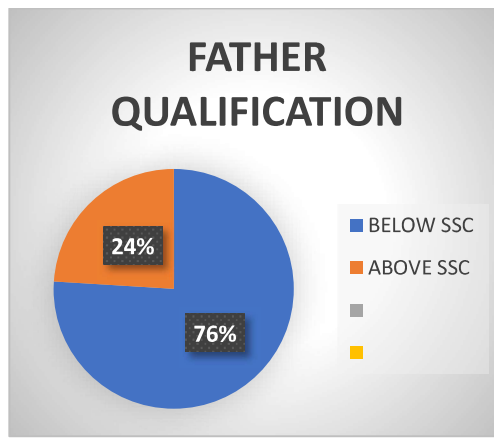
AGE GROUP

S.NO	YEAR	NUMBER OF BIRTHS
1	1999	0
2	2000	0
3	2001	2
4	2002	2
5	2003	10
6	2004	11



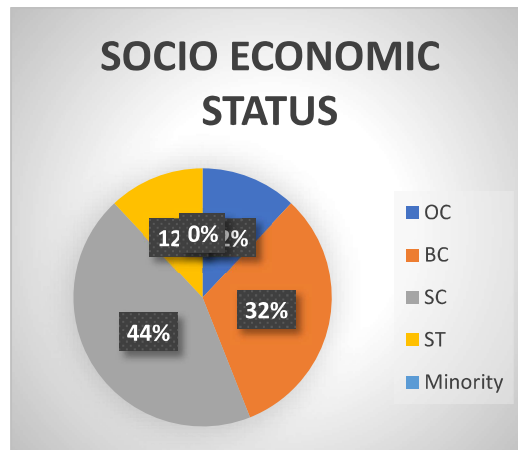
FATHER QUALIFICATION

Below SSC	Above SSC
19	06



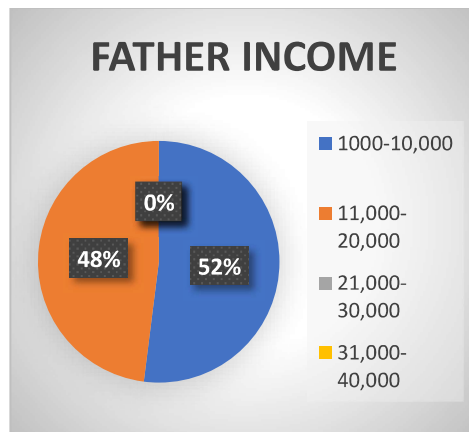
SOCIAL CATEGORY

category	Number
	03
BC	08
SC	11
ST	03
Minority	00



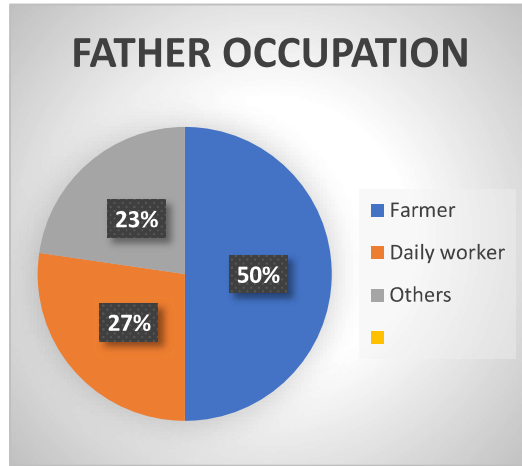
FATHER INCOME

INCOME	NUMBER
1000-10,000	13
11,000-20,000	12
21,000-30,000	00
31,000-40,000	00
41,000-50,000	00



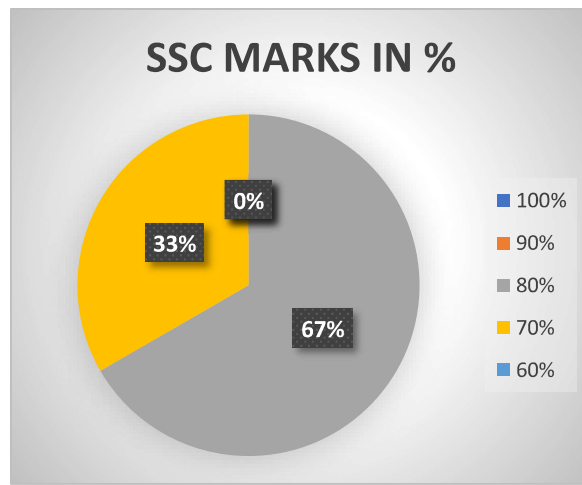
FATHER OCCUPATION

Farmer	11
Daily worker	06
Others	05



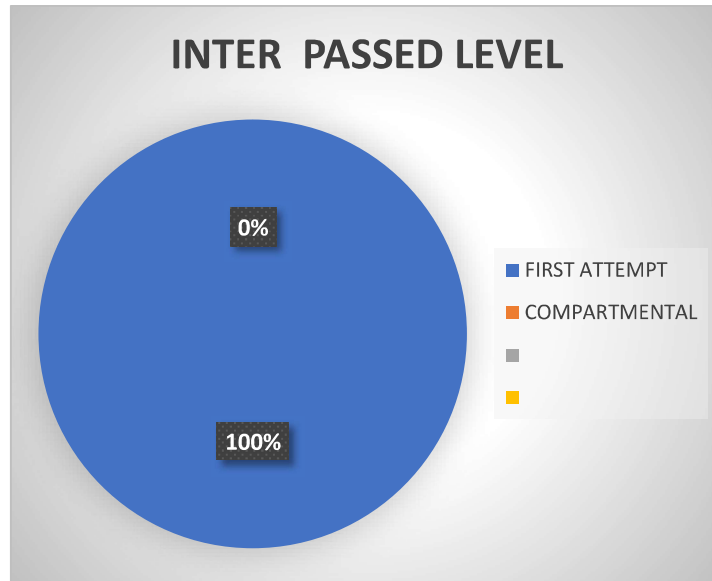
Student SSC Marks in Percentage

SSCmarks in percentage	Number of candidates
100%	00
90%	00
80%	16
70%	08
60%	00



INTERMEDIATE FIRST ATTEMPT/COMPARTMENTAL

FIRST ATTEMPT	COMPARTMENTAL
<u>25</u>	<u>00</u>



GOVERNMENT DEGREE COLLEGE, RAVULAPALEM

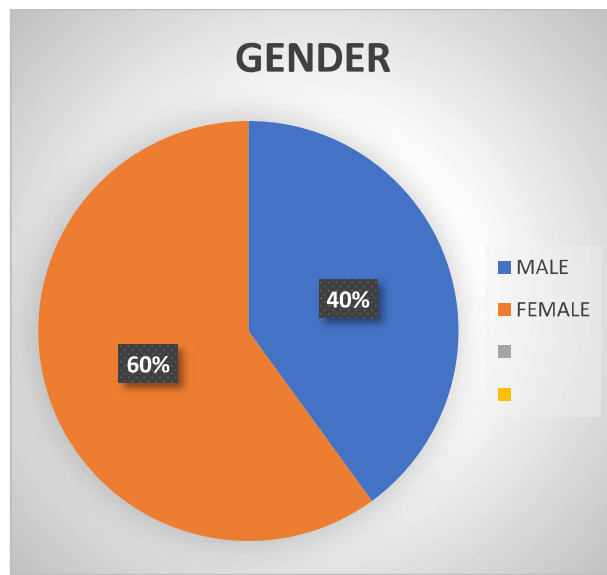
STUDENT PROFILE ANALYSIS

ACADEMIC YEAR 2021-22

I B.SC(HBC)

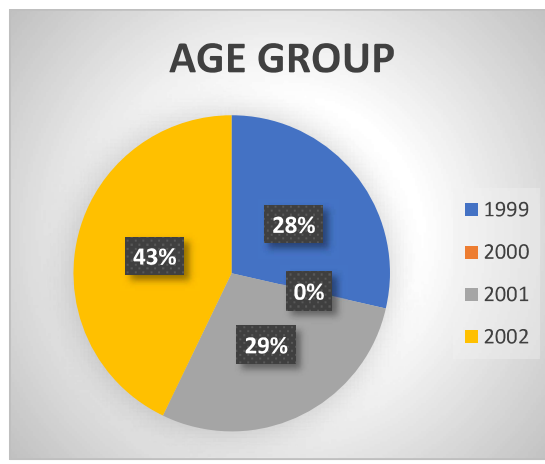
GENDER

Male	Female
12	18



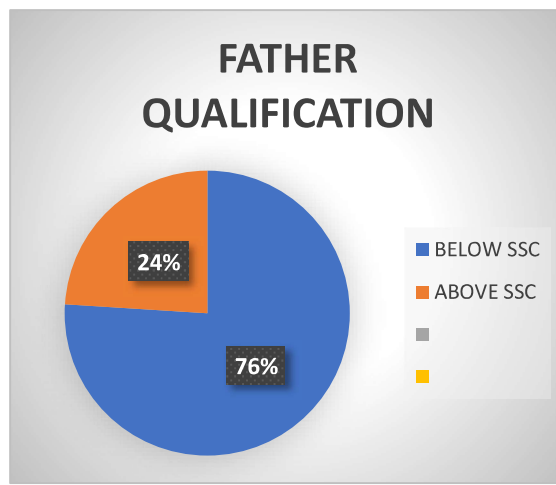
AGE GROUP

S.NO	YEAR	NUMBER OF BIRTHS
1	1999	2
2	2000	0
3	2001	2
4	2002	3
5	2003	12
6	2004	11



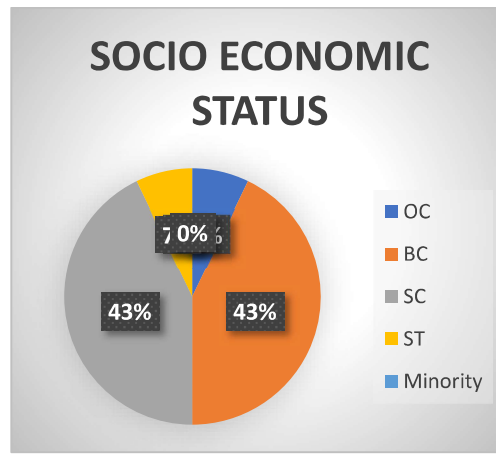
FATHER QUALIFICATION

Below SSC	Above SSC
22	08



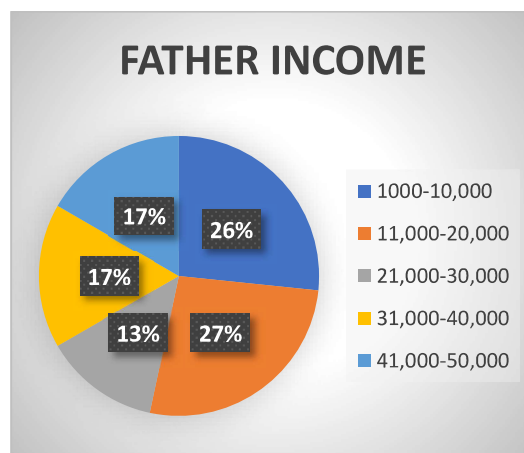
SOCIAL CATEGORY

category	Number
OC	03
BC	12
SC	12
ST	03
Minority	00



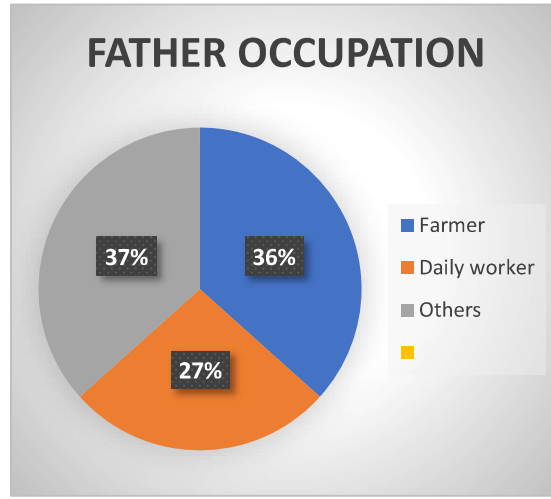
FATHER INCOME

INCOME	NUMBER
1000-10,000	08
11,000-20,000	08
21,000-30,000	04
31,000-40,000	05
41,000-50,000	05



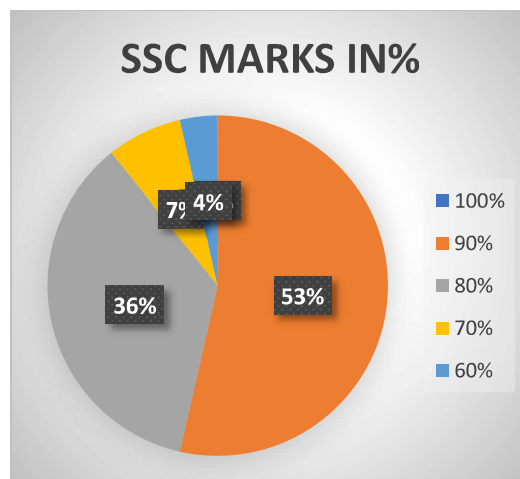
FATHER OCCUPATION

Farmer	11
Daily worker	08
Others	11



Student SSC Marks in Percentage

SSCmarks in percentage	Number of candidates
100%	00
90%	15
80%	10
70%	03
60%	02



INTERMEDIATE FIRST ATTEMPT/COMPARTMENTAL

FIRST ATTEMPT	COMPARTMENTAL
<u>27</u>	<u>03</u>

